

LPJ Art Outreach Learning
April 6 – April 14, 2020

(7 & 8 Art)

Teacher/Team: Amanda
Mattox If there are any
questions, please feel free to
email me/us at:

Please click your course
hyperlink (to the right)
to view your
assignment:

Previous Lessons:
Printmaker Durer Bio

Ms. Mattox

mattoxa@lpisd.org

- [1st Period Art](#)
- [2nd Period Art](#)
- [3rd Period Art](#)
- [4th Period Art](#)
- [5th Period Art](#)
- [6th Period Art](#)

Objectives

Objective / I will:

- Practice composition and cross-hatching, by drawing pipes that overlap.

Activities

Student Activities:

Watch a video on cross-hatching and hatching.

View the pipe connector worksheet.

Step by Step Instructions:

Log onto Teams and view assignment.

Draw the four connector pieces on a blank sheet of paper, using straight pipes to connect and build your composition.

Reference the sample artwork, to help with designing your own composition.

Links to resources:

[Cross-hatch video](#)

Pondering Plumbing Possibilities

1



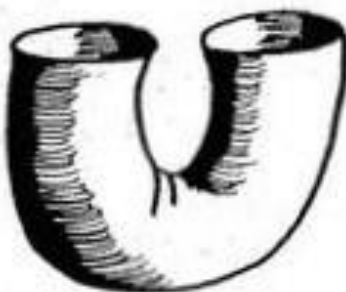
2




3



4



5



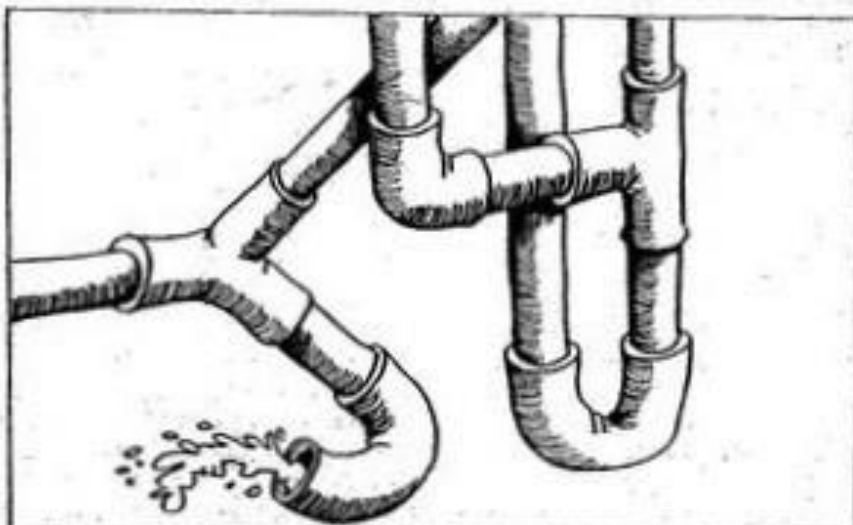
6

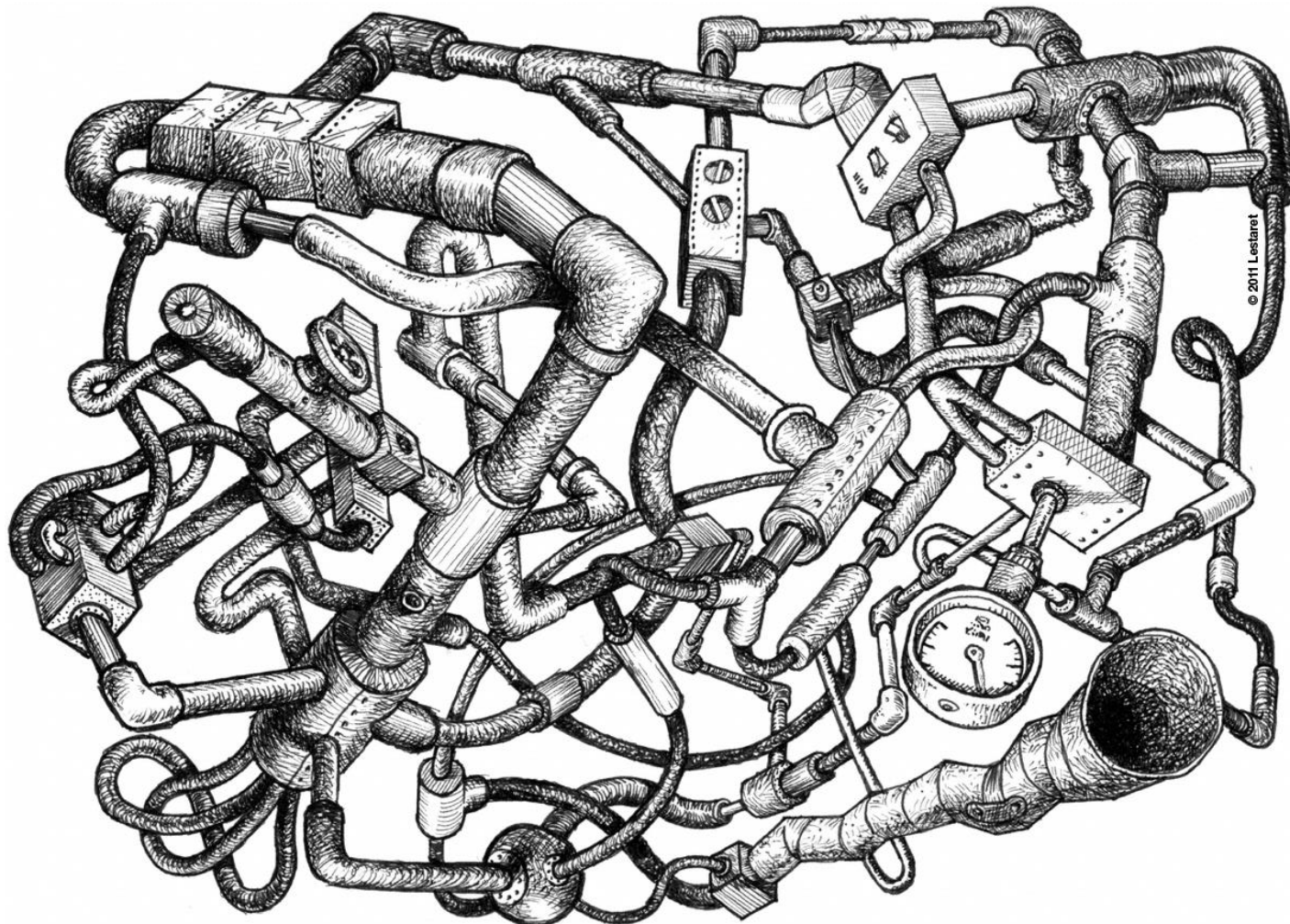


7

Use *shadows* to push the back tubes away from the near tubes. *Contour lines* are very important to curve the surface of the tubes so they look really round and 3-D. I used the template of four tube pieces at the bottom of the picture to create my Tube City. Why don't you keep adding on to it until you fill your entire paper?

Using the 4 connector pieces (marked with a red "X") draw a composition of your own making. Try to have pipes overlapping and fill the page!





Look for the Assignment **PIPE CITY** in TEAMS

Academic/Instructional Support

Schedule:

Virtual Office Hours

Teacher Support – TEAMS & Email: mattoxa@lpisd.org

Students need to work on this between Monday 4/6 and Monday 4/13 It should take 1hr to 2hours to complete.

Any questions about the assignment please join me on TEAMS chat, or send an email. My office hours are posted below.

Wednesday & Friday: 1-3pm

To Be Graded

Assignment for students to submit to TEAMS Folder:

1. Image of PIPE CITY drawing
2. 4 connector pieces visible in drawing

(grade will be available once submitted on TEAMS)

When is it due? No later than Monday, April 13, 2020 @ 8am

What assignments will the student submit?

Pipe City Drawing

How will it be submitted?

Electronically in TEAMS assignment tab.

(Except by individual arrangement.)