




## Instructions for downloading Ti-84 calculator

1. Click on this URL








<https://education.ti.com/en/software/details/en/BE8220257AA241148986628D6EE332E5/ti-smartview-ce-for-ti-84-plus-family>

Software, OS Updates and Apps | Guidebooks | Activities | Downloads Home

### TI-SmartView™ CE Emulator Software for the TI-84 Plus Family

Download Item	PDF	Version	Size (KB)
 TI-SmartView™ CE Emulator Software for the TI-84 Plus Family (Macintosh®)		5.4	351,974
 TI-SmartView™ CE Emulator Software for the TI-84 Plus Family (Windows®)		5.4	321,454
 TI-SmartView™ CE Emulator Software for the TI-84 Plus Family (Windows® MSI)		5.4	318,046

#### Guidebooks

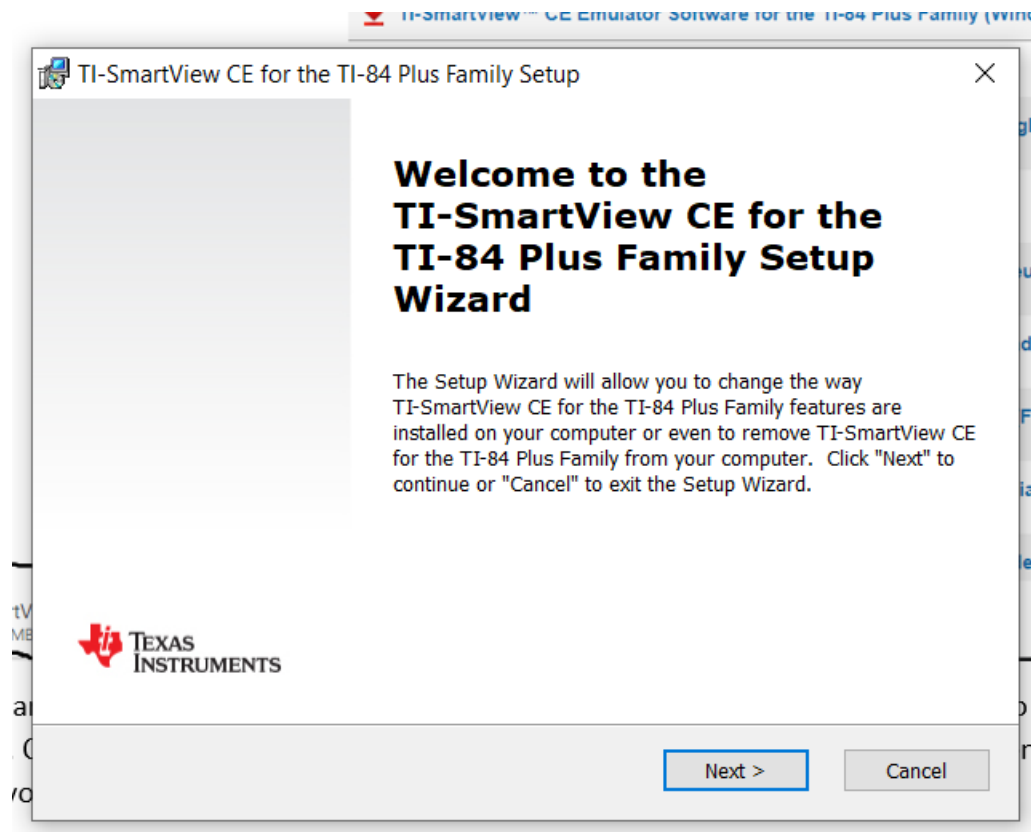
 TI-SmartView™ CE Emulator Software for the TI-84 Plus Family (English)		5.4	1,447
 TI-SmartView™ CE Emulator-software til TI-84 Plus Family (Dansk)		5.4	1,449
 TI-SmartView™ CE Emulator-Software für die TI-84 Plus-Familie (Deutsch)		5.4	1,463
 Software del emulador TI-SmartView™ CE para la familia de calculadoras TI-84 Plus (Espanol)		5.4	1,461
 L'émulateur interactif TI-SmartView™ CE pour la famille TI-84 Plus (Français)		5.4	1,468

Once you have clicked on the URL it will take you to this page. You will pick from one of the first two options circled. If you are using an Apple computer you will pick the first option that says (macintosh). If you are using a windows computer you will pick the second option that says (windows).

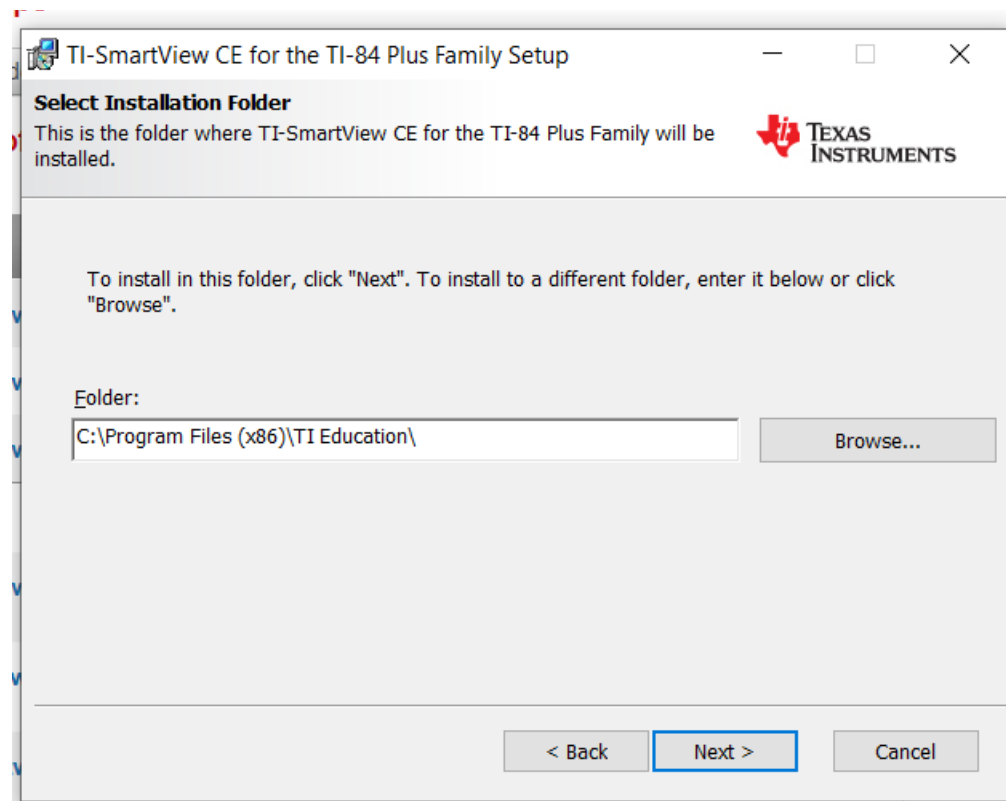


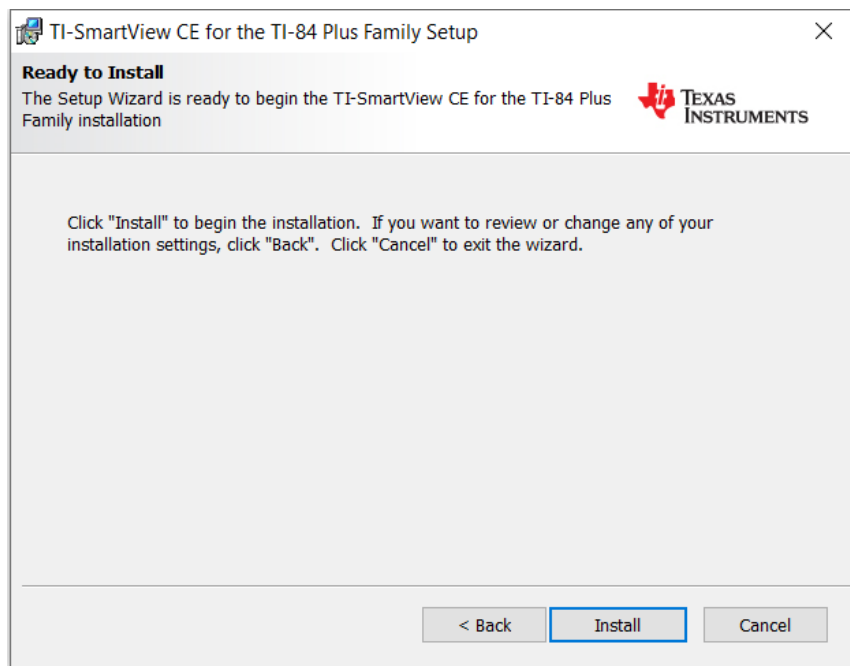
- [↓ TI-SmartView™ CE Emulator Software for the TI-84 Plus Family \(Macintosh®\)](#)
- [↓ TI-SmartView™ CE Emulator Software for the TI-84 Plus Family \(Windows®\)](#)
- [↓ TI-SmartView™ CE Emulator Software for the TI-84 Plus Family \(Windows® MSI\)](#)
- Guidebooks
- [↓ TI-SmartView™ CE Emulator Software for the TI-84 Plus Family \(English\)](#)
- [↓ TI-SmartView™ CE Emulator-software til TI-84 Plus Family \(Dansk\)](#)
- [↓ TI-SmartView™ CE Emulator-Software für die TI-84 Plus-Familie \(Deutsch\)](#)
- [↓ Software del emulador TI-SmartView™ CE para la familia de calculadoras TI-84](#)
- [↓ L'émulateur interactif TI-SmartView™ CE pour la famille TI-84 Plus \(Français\)](#)
- [↓ Software emulatore TI-SmartView™ CE per la familia TI-84 Plus \(Italiano\)](#)
- [↓ TI-SmartView™ CE Emulator Software voor de TI-84 Plus-serie \(Nederlands\)](#)

The software will download and appear down here. It should take about two minutes to complete. Once it has finished downloading click on the icon. It will bring you to a screen that says "Do you want to allow this file to make changes." Click Yes.

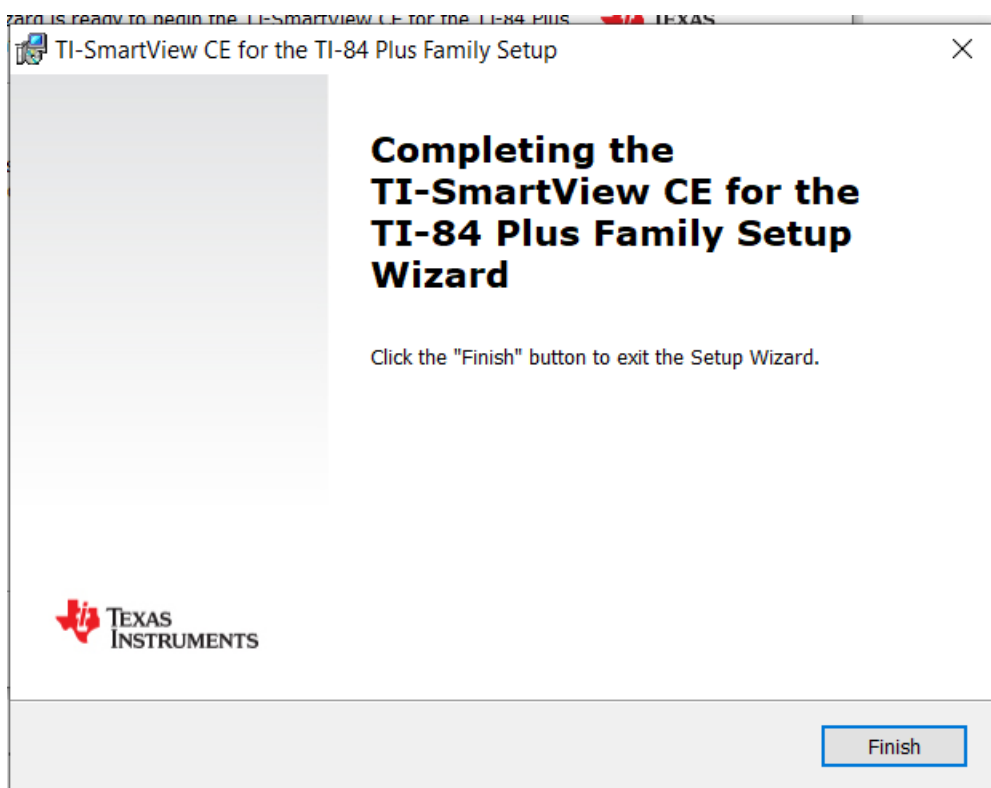


Click next for both of these.

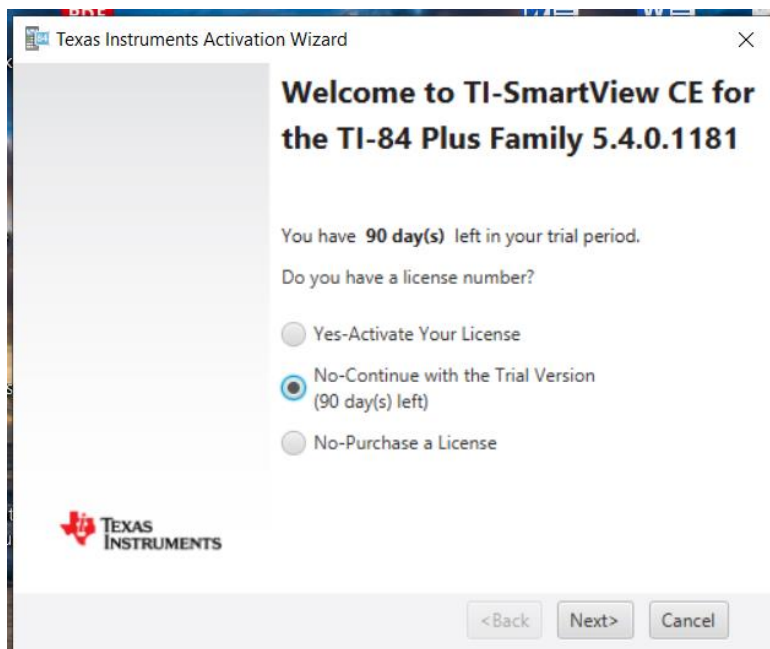




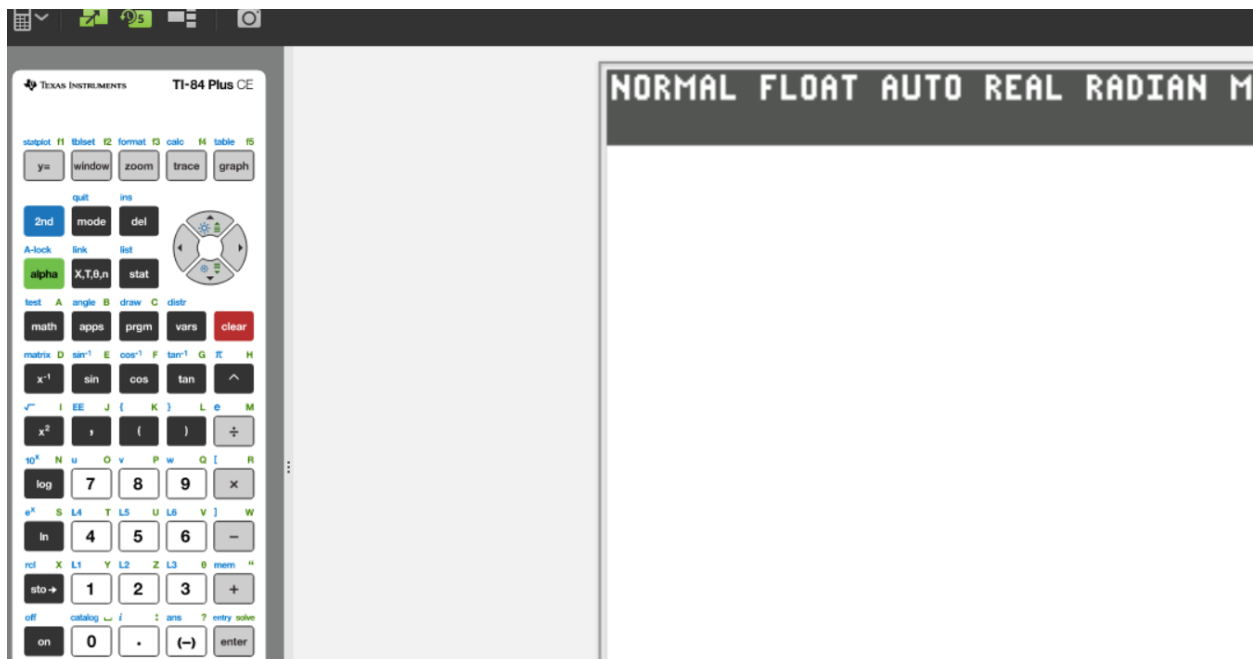
Click Install. This should take about 1-2 minutes.



Click finish and the icon will appear on your desktop screen.



Select the second option for the 90 day trial period and click next.



Click on the ti-84 desktop icon and the calculator application will open. It functions just like the one we use in class.